



# Eco Equipment Package

Hayward Cartridge C200S  
Hayward MaxFlo VS500  
Hayward Chlorinator CL2002S  
Hayward Three Way Valve  
Hayward Check Valve





# MaxFlo® VS 500

Variable-Speed Pump

DURABLE DESIGN, SUPERIOR SAVINGS



EXPERT LINE®



ONLY FROM POOL PROS



3+ YEAR PARTS & LABOR WARRANTIES\*

\*When sold by a Totally Hayward® Partner. Exclusions, other terms and conditions may apply — visit [hayward.com/expert](http://hayward.com/expert) for details.

**Intuitive control pad** can be rotated in four directions on the pump or removed and wall mounted



**EXPERT LINE<sup>®</sup>**  
ONLY FROM POOL PROS

**See-through strainer cover** lets you see when the basket needs cleaning

**1 1/2" x 2" union connections** allow for seamless installation in any application

**Upgraded dual-voltage motor drive** delivers 30% quieter high-speed operation than other models



**Advanced hydraulic design** offers increased efficiency and incredibly quiet operation, especially at lower speeds



### UNRIVALED RELIABILITY

A chemical-resistant Viton<sup>®</sup> seal and a 3-year warranty mean MaxFlo VS 500 will provide years of powerful performance.



### ENERGY-EFFICIENT DESIGN

With a super-efficient permanent magnet totally enclosed fan-cooled motor, MaxFlo VS 500 provides up to 80% energy savings over single-speed pumps and pays for itself faster than larger, more expensive models. Its ENERGY STAR<sup>®</sup> rating means local energy rebates may apply, too.



### UNIVERSAL COMPATIBILITY

Built with dual-voltage capability, MaxFlo VS 500 is an easy, drop-in upgrade that can operate in standalone mode or connect to any automation system, either directly or with relays.

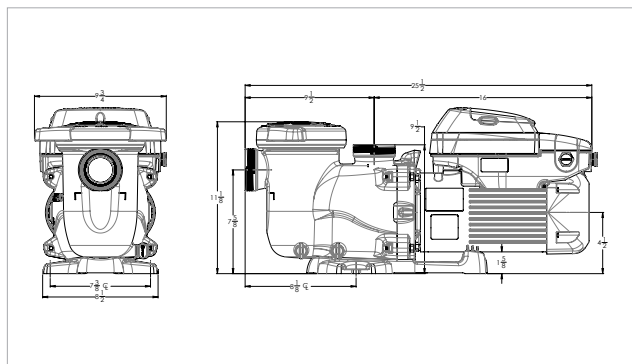


### SPECIFICATIONS

MODEL NUMBER	TOTAL HP	VOLTAGE	WEIGHTED ENERGY FACTOR (WEF)*	UNION CONNECTIONS	WARRANTY
SP23520VSP	1.65	115/230V	10.7/10.2	1.5" X 2"	3 years**

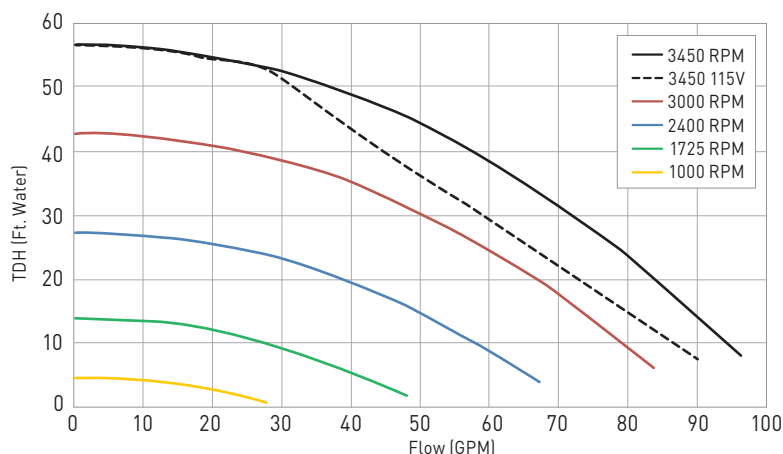
\*The higher the weighted energy factor (WEF), the more efficient the pump. Visit [hayward.com/regulations](http://hayward.com/regulations) for more information.

### MAXFLO VS 500 DIMENSIONS (INCHES)



MaxFlo VS 500 pumps are listed by:

### MAXFLO VS 500 PERFORMANCE COMPARISON



\*\*When sold by a Totally Hayward<sup>®</sup> partner. Exclusions, other terms and conditions may apply — visit [hayward.com/expert](http://hayward.com/expert) for details.

» [hayward.com](http://hayward.com) » 1-888-HAYWARD

Pumps » Filters » Heaters » Sanitization » Automation » Lighting » Water Features » Cleaners » Safety

Hayward, Hayward & Design, the H logo, Expert Line, MaxFlo, Totally Hayward and We Build Better. are registered trademarks of Hayward Industries, Inc. ENERGY STAR is a registered mark owned by the U.S. government. All other trademarks not owned by Hayward are the property of their respective owners. Hayward is not in any way affiliated with or endorsed by those third parties.  
© 2023 Hayward Industries, Inc.

LITTMFVS50023

**HAYWARD<sup>®</sup>**  
We Build Better<sup>®</sup>



## SwimClear™

Single-Element Cartridge Filters

**LOWEST IN HEAD LOSS,  
HIGHEST IN EFFICIENCY**



**EXPERT LINE®**



**ONLY FROM POOL PROS**



**3+ YEAR PARTS & LABOR WARRANTIES\***

\*When sold by a Totally Hayward® Partner. Exclusions, other terms and conditions may apply — visit [hayward.com/expert](http://hayward.com/expert) for details.



## INCOMPARABLE EFFICIENCY

SwimClear™ filters are simply the most efficient single-element cartridge filters ever produced. Designed for greater hydraulic efficiency, they boast the industry's lowest head loss—saving pool owners more energy and money.



## QUICK & EASY MAINTENANCE

A recessed pressure gauge and manual air relief allow for easy access to SwimClear's head assembly while also sealing the filter against contamination. And with the lowest body height on the market, cleaning and changing filter cartridges is easier than ever.



## SIMPLE INSTALLATION

With 2" x 2½" union connections, SwimClear is quick and easy to retrofit in virtually any application. An Easy-Lok™ ring design and ergonomic handles offer confident filter handling while preventing contact with fiberglass-based surfaces.

### SWIMCLEAR CARTRIDGE FILTERS

Filter Type	Cartridge element: 100 ft², 150 ft², 200 ft² [9.29 m², 13.94 m², 18.58 m²]
Filter Tank	High-strength, injection-molded, glass-reinforced copolymer
Filter Element	Reinforced polyester
Performance Range	100 to 120 GPM, 379 to 455 LPM
Union Connections	2" x 2 ½"
Dimensions	C100S: 30½" H x 18¼" W" [775 mm x 464 mm]**
	C150S: 33¾" H x 18¼" W" [857 mm x 464 mm]**
	C200S: 38¾" H x 18¼" W" [984 mm x 464 mm]**



### FILTER PERFORMANCE DATA

MODEL NUMBER		EFFECTIVE FILTRATION AREA	DESIGN FLOW RATE***	TURNOVER		CLEARANCE FOR HEAD REMOVAL	CTN. WEIGHT
				8 HOURS	10 HOURS		
Residential	C100S	100 ft² / 9.29 m²	100 GPM / 379 LPM	48,000 gal / 182 kl	60,000 gal / 227 kl	12"	33 lbs.
	C150S	150 ft² / 13.94 m²	120 GPM / 455 LPM	57,600 gal / 218 kl	72,000 gal / 273 kl	15"	37 lbs.
	C200S	200 ft² / 18.58 m²	120 GPM / 455 LPM	57,600 gal / 218 kl	72,000 gal / 273 kl	18"	40 lbs.
Public	C100S	100 ft² / 9.29 m²	38 GPM / 142 LPM	18,240 gal / 68 kl	22,800 gal / 85 kl	12"	33 lbs.
	C150S	150 ft² / 13.94 m²	56 GPM / 213 LPM	26,880 gal / 102 kl	33,600 gal / 128 kl	15"	37 lbs.
	C200S	200 ft² / 18.58 m²	75 GPM / 284 LPM	36,000 gal / 136 kl	45,000 gal / 170 kl	18"	40 lbs.

\*When sold by a Totally Hayward® partner. Exclusions, other terms and conditions may apply — visit [hayward.com/expert](http://hayward.com/expert) for details.

\*\*Based on NSF recommended rate for commercial use at .375 GPM/ft²

\*\*\*Determined by pump size and piping system hydraulics; 2" piping is recommended for flow rates equal to or greater than 90 GPM [341 LPM]. Hayward doesn't recommend flow rates above 150 GPM.

» [hayward.com](http://hayward.com) » 1-888-HAYWARD

SwimClear Filters are listed by:



Pumps » Filters » Heaters » Sanitization » Automation » Lighting » Water Features » Cleaners » Safety

Hayward, Hayward & Design, the H logo, Expert Line, Totally Hayward and We Build Better. are registered trademarks and Easy-Lok and SwimClear is a trademark of Hayward Industries, Inc. All other trademarks not owned by Hayward are the property of their respective owners. Hayward is not in any way affiliated with or endorsed by those third parties. © 2023 Hayward Industries, Inc.

LITSCSE23



**HAYWARD®**

**We Build Better.™**





## Chemical Feeders

»»» Automatic Chlorinators  
and Brominators

EASY, ECONOMICAL  
SANITIZATION FOR ANY POOL



# HAYWARD® AUTOMATIC CHEMICAL FEEDER FEATURES

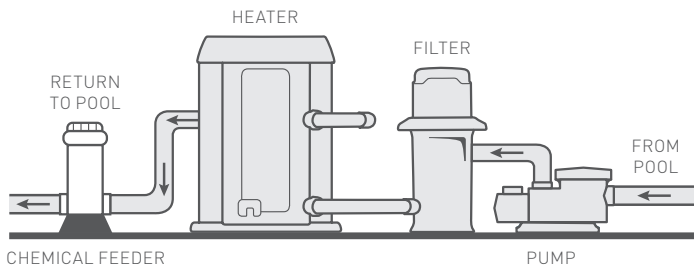
- » **Available for chlorine or bromine sanitization** using large or small slow-dissolving tablets
- » **9- and 4.2-lb chemical capacities** fit in-ground and above-ground pools and spas of all sizes
- » **Multiple in-line and off-line configurations** allow for simple installation in new construction, aftermarket and replacement applications
- » **Large dial control valve** allows for easy feed rate adjustment
- » **EasyLok™ threaded cover** provides safe and convenient access to tablets
- » **Chemical-resistant Viton® seal** and corrosion-resistant components provide heavy-duty durability

## PERFORMANCE DATA

MODEL NUMBER	PIPE SIZE	CHEMICAL CAPACITY	FEEDER WIDTH	FEEDER HEIGHT
<b>IN-LINE CHLORINATORS</b>				
CL100	1½" FIP	4.2 lbs.	8¼"	15¼"
CL200*	1½" FIP	9 lbs.	9"	14¾"
CL2002S**	2" SKT	9 lbs.	9"	14¾"
<b>OFF-LINE CHLORINATORS</b>				
CL110	—	4.2 lbs.	6¾"	13"
CL220	—	9 lbs.	8¼"	15½"
<b>OFF-LINE CHLORINATORS FOR ABOVE-GROUND POOLS***</b>				
CL110ABG	—	4.2 lbs.	6¾"	13"
CL220ABG	—	9 lbs.	8¼"	15½"
<b>OFF-LINE BROMINATORS</b>				
CL220BR	—	9 lbs.	8¼"	15½"
<b>ACCESSORIES</b>				
SP1500UNMPAK1	Flush union connector with 1½" male nipple. For mounting in-line chlorine feeders.			
SP1500UNPAK2	Set of two flush union connectors. Fits CL100 and CL200 chlorinators inlet and outlet.			

## IN-LINE AND OFF-LINE CONFIGURATIONS

To accommodate most capacity, plumbing and space considerations

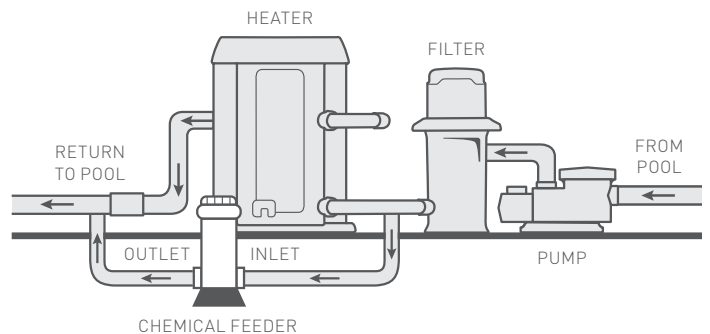


SP1500UNPAK2

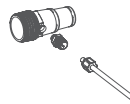


### IN-LINE INSTALLATION FOR CL100, CL200 AND CL2002S IN-LINE FEEDERS

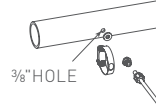
Use 1-1/2" FIP ports to connect to filter system plumbing



UNIVERSAL ADAPTER  
KIT (ABOVE GROUND)



SADDLE CLAMP  
ASSEMBLY



### OFF-LINE INSTALLATION FOR CL110 AND CL220 OFF-LINE FEEDERS

Install next to filtration equipment and operate on system pressure differential

\*Includes mounting base.

\*\*Features 2" inlet and outlet ports for applications with 50 GPM to 90 GPM flow rates.

\*\*\*Packaged with a universal adapter kit for all Hayward above-ground filter systems—Perflex®, sand or cartridge.

» [hayward.com](http://hayward.com) » 1-888-HAYWARD

Pumps » Filters » Heating » Cleaners » Sanitization » Automation » Lighting » Water Features » White Goods